

**MATHEMATICS**

**Grade 3**

**English**

**Learner**

**Activity**

**Book**

**2020 TERM 2**



# Introduction

This resource pack has fifty numbered daily activities for classwork and homework. The activities correspond to the activities in the lesson plans. Answers to the activities can be written in this book.

These resources are bilingual. We hope that presenting the activities in two languages will help learners to learn the maths words in both their home language and in English. This will equip them for lifelong learning of maths.

If learners work systematically through these maths activities, they will cover the whole curriculum. Hopefully these activities will be a fun way to help them acquire this maths knowledge.



# Contents

Term 2 Lesson 1 Multiplication tables up to 5	1
Term 2 Lesson 2 Multiplication using array diagrams	2
Term 2 Lesson 3 The 6 times table	3
Term 2 Lesson 4 The 6 times table	4
Term 2 Lesson 5 Consolidation	5
Term 2 Lesson 6 The 7 times table	8
Term 2 Lesson 7 The 7 times table	9
Term 2 Lesson 8 Assessment	10
Term 2 Lesson 9 The 8 times table	11
Term 2 Lesson 10 Consolidation	12
Term 2 Lesson 11 The 9 times table	14
Term 2 Lesson 12 The 8 and 9 times tables	15
Term 2 Lesson 13 The 1 times table	18
Term 2 Lesson 14 Doubling and repeated addition	20
Term 2 Lesson 15 Consolidation	23
Term 2 Lesson 16 Assessment	26
Term 2 Lesson 17 Multiplication patterns	27
Term 2 Lesson 18 Patterns in multiplication tables	28
Term 2 Lesson 19 Multiply by 10	30
Term 2 Lesson 20 Consolidation	32
Term 2 Lesson 21 Assessment	34
Term 2 Lesson 22 Multiply by 0 and find the missing number	35
Term 2 Lesson 23 More multiplication patterns	37
Term 2 Lesson 24 Assessment	39
Term 2 Lesson 25 Consolidation	40
Term 2 Lesson 26 Time	43
Term 2 Lesson 27 Measuring Time	46
Term 2 Lesson 28 Time passed	49
Term 2 Lesson 29 Calendars	51
Term 2 Lesson 30 Consolidation	54

Term 2 Lesson 31 Assessment	56
Term 2 Lesson 32 Circles	57
Term 2 Lesson 33 Triangles	59
Term 2 Lesson 34 Squares	61
Term 2 Lesson 35 Consolidation	64
Term 2 Lesson 36 Rectangles	65
Term 2 Lesson 37 Assessment	67
Term 2 Lesson 38 Sort and Compare 2-D shapes	68
Term 2 Lesson 39 Consolidation of 2-D shapes	70
Term 2 Lesson 40 Consolidation	72
Term 2 Lesson 41 Symmetry Part 1	73
Term 2 Lesson 42 Symmetry Part 2	75
Term 2 Lesson 43 Assessment	77
Term 2 Lesson 44 Geometric patterns	78
Term 2 Lesson 45 Consolidation	80
Term 2 Lesson 46 Geometric patterns around us	81
Term 2 Lesson 47 Creating geometric patterns	83
Term 2 Lesson 48 Exploring geometric patterns	85
Term 2 Lesson 49 Assessment	87
Term 2 Lesson 50 Consolidation	88
Printable Resources	89

# Term 2 Lesson 1

## Multiplication tables up to 5

### CLASSWORK

- Learners arrange the multiplication cards in order for the following times tables:
  - $\times 1$
  - $\times 2$
  - $\times 3$
  - $\times 4$
  - $\times 5$
- Play the 1 to 5 multiplication card game. Your teacher will explain the rules.

### HOMEWORK

Complete the table:

	Multiplication	Repeated addition	Answer
1	$4 \times 3$	$3 + 3 + 3 + 3$	
2	$5 \times 4$		
3		$2 + 2 + 2 + 2$	
4	$5 \times 3$		

# Term 2 Lesson 2

## Multiplication using array diagrams

### CLASSWORK

- Learners arrange the multiplication cards in order for the following times tables:
  - $\times 1$
  - $\times 2$
  - $\times 3$
  - $\times 4$
  - $\times 5$
- Play the 1 to 5 multiplication card game. Your teacher will explain the rules.

### HOMEWORK

Complete the table:

	Multiplication	Repeated addition	Answer
1	$6 \times 4$	$4 + 4 + 4 + 4 + 4 + 4$	
2		$6 + 6 + 6 + 6$	
3		$5 + 5 + 5 + 5 + 5 + 5 + 5 + 5 + 5$	
4	$5 \times 9$		



# Term 2 Lesson 3

## The 6 times table

### CLASSWORK

Play the multiplication card game. Your teacher will explain the rules.

### HOMEWORK

Complete the table:

	Multiplication	Repeated addition	Answer
1	$3 \times 6$	$6 + 6 + 6$	
2	$4 \times 6$		
3		$6 + 6 + 6 + 6 + 6$	
4	$6 \times 6$		
5		$6 + 6 + 6 + 6 + 6 + 6 + 6$	

# Term 2 Lesson 4

## The 6 times table

### CLASSWORK

Play the multiplication card game. Your teacher will explain the rules.

### HOMEWORK

Complete the table:

	Multiplication	Repeated addition	Answer
1	$9 \times 6$	$6 + 6 + 6 + 6 + 6 + 6 + 6 + 6 + 6$	
2	$8 \times 6$		
3		$6 + 6$	
4	$3 \times 6$		
5		$6 + 6 + 6 + 6$	

# Term 2 Lesson 5

## Consolidation

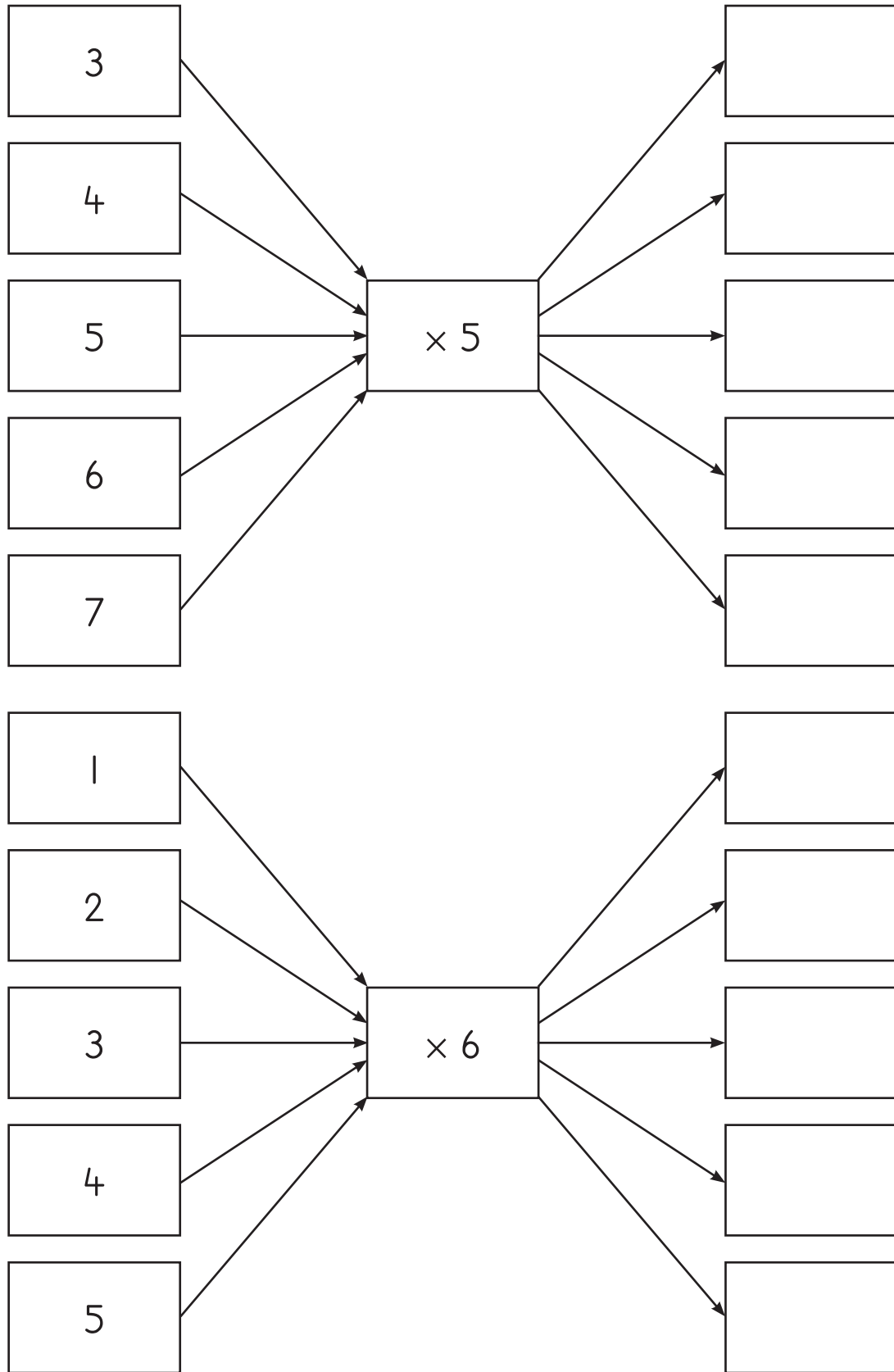
1 Complete the table:

	Multiplication	Repeated addition	Answer
a	$2 \times 5$	$5 + 5$	
b	$3 \times 5$		
c		$5 + 5 + 5 + 5$	
d	$5 \times 5$		
e		$5 + 5 + 5 + 5 + 5 + 5$	
f	$7 \times 5$		
g		$5 + 5 + 5 + 5 + 5 + 5 + 5 + 5$	40
h		$5 + 5 + 5 + 5 + 5 + 5 + 5 + 5 + 5$	45

2 Complete the table:

	Multiplication	Repeated addition	Answer
a	$2 \times 6$	$6 + 6$	
b	$3 \times 6$		
c		$6 + 6 + 6 + 6$	
d	$5 \times 6$		
e		$6 + 6 + 6 + 6 + 6 + 6$	
f	$7 \times 6$		
g		$6 + 6 + 6 + 6 + 6 + 6 + 6 + 6$	48
h		$6 + 6 + 6 + 6 + 6 + 6 + 6 + 6 + 6$	54

3 Complete the flow diagrams:



4 Play the multiplication card game. Your teacher will explain the rules.

# Term 2 Lesson 6

## The 7 times table

### CLASSWORK

Play the multiplication card game. Your teacher will explain the rules.

### HOMEWORK

Complete the table:

	Multiplication	Repeated addition	Answer
1	$2 \times 7$	$7 + 7$	
2	$4 \times 7$		
3		$7 + 7 + 7 + 7 + 7$	
4	$8 \times 7$		
5		$7 + 7 + 7 + 7 + 7 + 7 + 7$	

# Term 2 Lesson 7

## The 7 times table

### CLASSWORK

Play the multiplication card game. Your teacher will explain the rules.

### HOMEWORK

Complete the table:

	Multiplication	Repeated addition	Answer
1	$5 \times 7$	$7 + 7 + 7 + 7 + 7$	
2	$9 \times 7$		
3		$7 + 7 + 7 + 7 + 7 + 7$	
4	$2 \times 7$		
5		$7 + 7 + 7$	

# Term 2 Lesson 8

## Assessment



# Term 2 Lesson 9

## The 8 times table

### CLASSWORK

Play the multiplication card game. Your teacher will explain the rules.

### HOMEWORK

Complete the table:

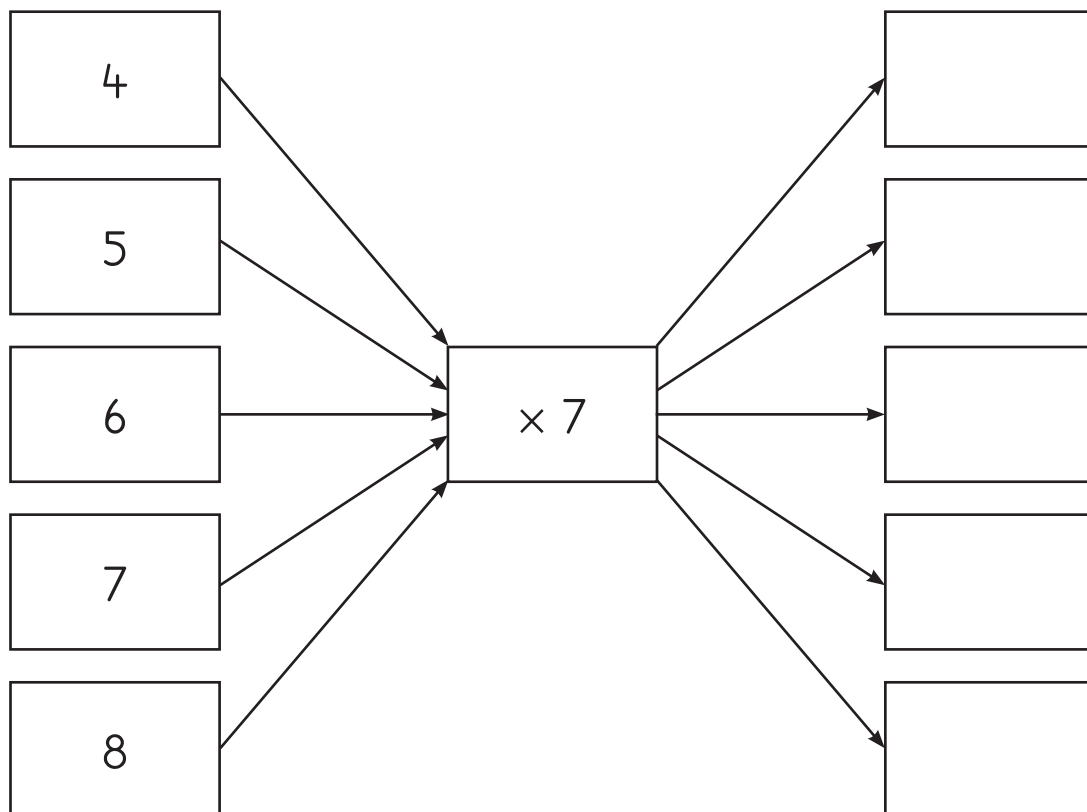
	Multiplication	Repeated addition	Answer
1	$4 \times 8$	$8 + 8 + 8 + 8$	
2	$6 \times 8$		
3		$8 + 8 + 8$	
4	$9 \times 8$		
5		$8 + 8 + 8 + 8 + 8$	

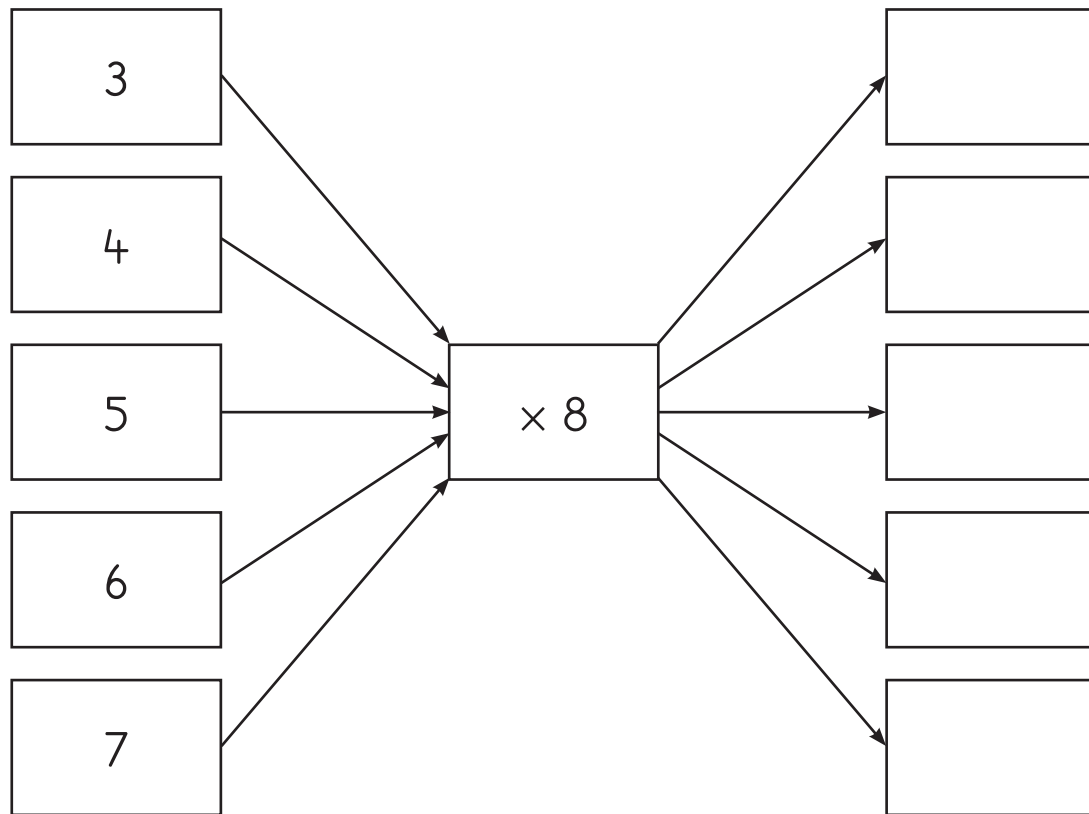
# Term 2 Lesson 10

## Consolidation

### CLASSWORK

1 Complete the flow diagrams:





2 Complete the tables:

a

	4		6	7	8
$\times 7$		35			

b

	3	4	5		7
$\times 8$				48	

3 Play the multiplication card game in pairs. Your teacher will explain the rules.

# Term 2 Lesson 11

## The 9 times table

### CLASSWORK

Play the multiplication card game. Your teacher will explain the rules.

### HOMEWORK

Complete the table:





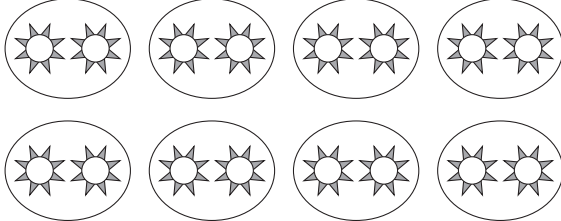

	Multiplication	Repeated addition	Answer
1	$5 \times 9$	$9 + 9 + 9 + 9 + 9$	
2	$3 \times 9$		
3		$9 + 9 + 9 + 9 + 9 + 9 + 9$	
4	$2 \times 9$		
5		$9 + 9 + 9 + 9 + 9 + 9 + 9 + 9 + 9$	

# Term 2 Lesson 12

## The 8 and 9 times tables

### CLASSWORK

1 Write the number sentences with answers:

		Number sentence
a		
b	 	
c		
d		
e		

2 Write the number sentences with answers:

		Number sentence																																																																								
a	<table border="1"> <tr> <td></td> <td>1</td> <td>2</td> <td>3</td> </tr> <tr> <td>1</td> <td>●</td> <td>●</td> <td>●</td> </tr> <tr> <td>2</td> <td>●</td> <td>●</td> <td>●</td> </tr> </table>		1	2	3	1	●	●	●	2	●	●	●																																																													
	1	2	3																																																																							
1	●	●	●																																																																							
2	●	●	●																																																																							
b	<table border="1"> <tr> <td></td> <td>1</td> <td>2</td> <td>3</td> <td>4</td> <td>5</td> </tr> <tr> <td>1</td> <td>●</td> <td>●</td> <td>●</td> <td>●</td> <td>●</td> </tr> <tr> <td>2</td> <td>●</td> <td>●</td> <td>●</td> <td>●</td> <td>●</td> </tr> <tr> <td>3</td> <td>●</td> <td>●</td> <td>●</td> <td>●</td> <td>●</td> </tr> <tr> <td>4</td> <td>●</td> <td>●</td> <td>●</td> <td>●</td> <td>●</td> </tr> <tr> <td>5</td> <td>●</td> <td>●</td> <td>●</td> <td>●</td> <td>●</td> </tr> <tr> <td>6</td> <td>●</td> <td>●</td> <td>●</td> <td>●</td> <td>●</td> </tr> <tr> <td>7</td> <td>●</td> <td>●</td> <td>●</td> <td>●</td> <td>●</td> </tr> </table>		1	2	3	4	5	1	●	●	●	●	●	2	●	●	●	●	●	3	●	●	●	●	●	4	●	●	●	●	●	5	●	●	●	●	●	6	●	●	●	●	●	7	●	●	●	●	●																									
	1	2	3	4	5																																																																					
1	●	●	●	●	●																																																																					
2	●	●	●	●	●																																																																					
3	●	●	●	●	●																																																																					
4	●	●	●	●	●																																																																					
5	●	●	●	●	●																																																																					
6	●	●	●	●	●																																																																					
7	●	●	●	●	●																																																																					
c	<table border="1"> <tr> <td></td> <td>1</td> <td>2</td> </tr> <tr> <td>1</td> <td>●</td> <td>●</td> </tr> <tr> <td>2</td> <td>●</td> <td>●</td> </tr> <tr> <td>3</td> <td>●</td> <td>●</td> </tr> <tr> <td>4</td> <td>●</td> <td>●</td> </tr> <tr> <td>5</td> <td>●</td> <td>●</td> </tr> <tr> <td>6</td> <td>●</td> <td>●</td> </tr> <tr> <td>7</td> <td>●</td> <td>●</td> </tr> <tr> <td>8</td> <td>●</td> <td>●</td> </tr> <tr> <td>9</td> <td>●</td> <td>●</td> </tr> </table>		1	2	1	●	●	2	●	●	3	●	●	4	●	●	5	●	●	6	●	●	7	●	●	8	●	●	9	●	●																																											
	1	2																																																																								
1	●	●																																																																								
2	●	●																																																																								
3	●	●																																																																								
4	●	●																																																																								
5	●	●																																																																								
6	●	●																																																																								
7	●	●																																																																								
8	●	●																																																																								
9	●	●																																																																								
d	<table border="1"> <tr> <td></td> <td>1</td> <td>2</td> <td>3</td> <td>4</td> <td>5</td> <td>6</td> <td>7</td> <td>8</td> <td>9</td> </tr> <tr> <td>1</td> <td>●</td> <td>●</td> <td>●</td> <td>●</td> <td>●</td> <td>●</td> <td>●</td> <td>●</td> <td>●</td> </tr> <tr> <td>2</td> <td>●</td> <td>●</td> <td>●</td> <td>●</td> <td>●</td> <td>●</td> <td>●</td> <td>●</td> <td>●</td> </tr> <tr> <td>3</td> <td>●</td> <td>●</td> <td>●</td> <td>●</td> <td>●</td> <td>●</td> <td>●</td> <td>●</td> <td>●</td> </tr> <tr> <td>4</td> <td>●</td> <td>●</td> <td>●</td> <td>●</td> <td>●</td> <td>●</td> <td>●</td> <td>●</td> <td>●</td> </tr> </table>		1	2	3	4	5	6	7	8	9	1	●	●	●	●	●	●	●	●	●	2	●	●	●	●	●	●	●	●	●	3	●	●	●	●	●	●	●	●	●	4	●	●	●	●	●	●	●	●	●																							
	1	2	3	4	5	6	7	8	9																																																																	
1	●	●	●	●	●	●	●	●	●																																																																	
2	●	●	●	●	●	●	●	●	●																																																																	
3	●	●	●	●	●	●	●	●	●																																																																	
4	●	●	●	●	●	●	●	●	●																																																																	
e	<table border="1"> <tr> <td></td> <td>1</td> <td>2</td> <td>3</td> <td>4</td> <td>5</td> <td>6</td> <td>7</td> </tr> <tr> <td>1</td> <td>●</td> <td>●</td> <td>●</td> <td>●</td> <td>●</td> <td>●</td> <td>●</td> </tr> <tr> <td>2</td> <td>●</td> <td>●</td> <td>●</td> <td>●</td> <td>●</td> <td>●</td> <td>●</td> </tr> <tr> <td>3</td> <td>●</td> <td>●</td> <td>●</td> <td>●</td> <td>●</td> <td>●</td> <td>●</td> </tr> <tr> <td>4</td> <td>●</td> <td>●</td> <td>●</td> <td>●</td> <td>●</td> <td>●</td> <td>●</td> </tr> <tr> <td>5</td> <td>●</td> <td>●</td> <td>●</td> <td>●</td> <td>●</td> <td>●</td> <td>●</td> </tr> <tr> <td>6</td> <td>●</td> <td>●</td> <td>●</td> <td>●</td> <td>●</td> <td>●</td> <td>●</td> </tr> <tr> <td>7</td> <td>●</td> <td>●</td> <td>●</td> <td>●</td> <td>●</td> <td>●</td> <td>●</td> </tr> <tr> <td>8</td> <td>●</td> <td>●</td> <td>●</td> <td>●</td> <td>●</td> <td>●</td> <td>●</td> </tr> </table>		1	2	3	4	5	6	7	1	●	●	●	●	●	●	●	2	●	●	●	●	●	●	●	3	●	●	●	●	●	●	●	4	●	●	●	●	●	●	●	5	●	●	●	●	●	●	●	6	●	●	●	●	●	●	●	7	●	●	●	●	●	●	●	8	●	●	●	●	●	●	●	
	1	2	3	4	5	6	7																																																																			
1	●	●	●	●	●	●	●																																																																			
2	●	●	●	●	●	●	●																																																																			
3	●	●	●	●	●	●	●																																																																			
4	●	●	●	●	●	●	●																																																																			
5	●	●	●	●	●	●	●																																																																			
6	●	●	●	●	●	●	●																																																																			
7	●	●	●	●	●	●	●																																																																			
8	●	●	●	●	●	●	●																																																																			

3 Write the number sentences with answers:

	Repeated addition	Number sentence
a	$4 + 4 + 4 + 4 =$	
b	$6 + 6 + 6 + 6 + 6 + 6 + 6 + 6 + 6 =$	
c	$8 + 8 + 8 + 8 + 8 =$	
d	$3 + 3 + 3 + 3 + 3 + 3 + 3 =$	
e	$5 + 5 + 5 + 5 + 5 =$	

### HOMEWORK

Write the number sentences with answers:

	Repeated addition	Number sentence
a	$9 + 9 + 9 + 9 + 9 + 9 + 9 + 9 =$	
b	$2 + 2 + 2 + 2 + 2 + 2 + 2 =$	
c	$7 + 7 + 7 + 7 + 7 + 7 =$	
d	$6 + 6 =$	
e	$3 + 3 + 3 + 3 =$	

# Term 2 Lesson 13

## The 1 times table

### CLASSWORK

1 Write the number sentences with answers:

		Number sentence
a	9 groups of 1	
b	7 groups of 4	
c	5 groups of 1	
d	6 groups of 3	
e	1 group of 1	

2 Calculate:

a  $4 \times 1 =$  \_\_\_\_\_

b  $2 \times 8 =$  \_\_\_\_\_

c  $8 \times 1 =$  \_\_\_\_\_

d  $3 \times 7 =$  \_\_\_\_\_

e  $4 \times 6 =$  \_\_\_\_\_

f  $5 \times 8 =$  \_\_\_\_\_

g  $6 \times 7 =$  \_\_\_\_\_

h  $8 \times 8 =$  \_\_\_\_\_



3 Write the number sentences with answers:

	Repeated addition	Number sentence
a	$4 + 4 + 4 + 4 =$	
b	$6 + 6 + 6 + 6 + 6 + 6 + 6 + 6 + 6 =$	
c	$8 + 8 + 8 + 8 + 8 =$	
d	$3 + 3 + 3 + 3 + 3 + 3 + 3 =$	
e	$5 + 5 + 5 + 5 + 5 =$	

#### HOMEWORK

Write the number sentences with answers:

		Number sentence
a	3 groups of 1	
b	4 groups of 6	
c	8 groups of 1	
d	2 groups of 7	
e	5 groups of 1	

# Term 2 Lesson 14

## Doubling and repeated addition

### CLASSWORK

1 Calculate by doubling:

	Multiple	Double	Answer
a	$2 \times 50$	$50 + 50 =$	100
b	$2 \times 15$		
c	$2 \times 35$		
d	$2 \times 10$		
e	$2 \times 45$		
f	$2 \times 25$		
g	$2 \times 30$		
h	$2 \times 40$		

2 Calculate by doubling:

	Multiple	Double	Add	Answer
a	$2 \times 51$	$50 + 1 + 50 + 1$	$100 + 2$	102
b	$2 \times 46$			
c	$2 \times 31$			
d	$2 \times 16$			
e	$2 \times 17$			
f	$2 \times 26$			
g	$2 \times 41$			
h	$2 \times 36$			

- 3 Bongiwe had 20 balloons.  
Her mom gave her 21 balloons.  
How many balloons did she have altogether?

- 4 Nomsa had a bunch of 35 flowers.  
She was given another bunch of 36 flowers.  
How many flowers did she have altogether?

---


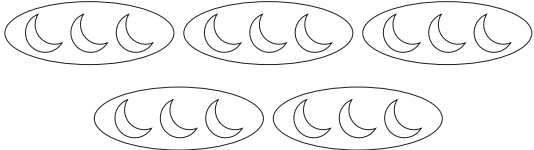
#### HOMEWORK

Nelisiwe has 41 pieces of string.  
She cuts another 41 pieces of string.  
How many pieces of string does she have now?

# Term 2 Lesson 15

## Consolidation

1 Write the number sentences with answers:

		Number sentence																																													
a.																																															
b.																																															
c.	<table border="1" data-bbox="432 1158 672 1488"> <tr> <td></td> <td>1</td> <td>2</td> <td>3</td> <td>4</td> </tr> <tr> <td>1</td> <td>●</td> <td>●</td> <td>●</td> <td>●</td> </tr> <tr> <td>2</td> <td>●</td> <td>●</td> <td>●</td> <td>●</td> </tr> <tr> <td>3</td> <td>●</td> <td>●</td> <td>●</td> <td>●</td> </tr> <tr> <td>4</td> <td>●</td> <td>●</td> <td>●</td> <td>●</td> </tr> <tr> <td>5</td> <td>●</td> <td>●</td> <td>●</td> <td>●</td> </tr> <tr> <td>6</td> <td>●</td> <td>●</td> <td>●</td> <td>●</td> </tr> </table>		1	2	3	4	1	●	●	●	●	2	●	●	●	●	3	●	●	●	●	4	●	●	●	●	5	●	●	●	●	6	●	●	●	●											
	1	2	3	4																																											
1	●	●	●	●																																											
2	●	●	●	●																																											
3	●	●	●	●																																											
4	●	●	●	●																																											
5	●	●	●	●																																											
6	●	●	●	●																																											
d.	<table border="1" data-bbox="432 1519 860 1753"> <tr> <td></td> <td>1</td> <td>2</td> <td>3</td> <td>4</td> <td>5</td> <td>6</td> <td>7</td> <td>8</td> </tr> <tr> <td>1</td> <td>●</td> <td>●</td> <td>●</td> <td>●</td> <td>●</td> <td>●</td> <td>●</td> <td>●</td> </tr> <tr> <td>2</td> <td>●</td> <td>●</td> <td>●</td> <td>●</td> <td>●</td> <td>●</td> <td>●</td> <td>●</td> </tr> <tr> <td>3</td> <td>●</td> <td>●</td> <td>●</td> <td>●</td> <td>●</td> <td>●</td> <td>●</td> <td>●</td> </tr> <tr> <td>4</td> <td>●</td> <td>●</td> <td>●</td> <td>●</td> <td>●</td> <td>●</td> <td>●</td> <td>●</td> </tr> </table>		1	2	3	4	5	6	7	8	1	●	●	●	●	●	●	●	●	2	●	●	●	●	●	●	●	●	3	●	●	●	●	●	●	●	●	4	●	●	●	●	●	●	●	●	
	1	2	3	4	5	6	7	8																																							
1	●	●	●	●	●	●	●	●																																							
2	●	●	●	●	●	●	●	●																																							
3	●	●	●	●	●	●	●	●																																							
4	●	●	●	●	●	●	●	●																																							

2 Write the number sentences with answers:

	Repeated addition	Number sentence
a	$2 + 2 + 2 + 2 + 2 + 2 + 2 + 2 + 2 =$	
b	$5 + 5 + 5 + 5 =$	
c	$7 + 7 + 7 + 7 + 7 + 7 + 7 =$	
d	$4 + 4 + 4 + 4 + 4 =$	
e	$6 + 6 + 6 + 6 + 6 + 6 + 6 + 6 =$	

3 Write the number sentences with answers:

		Number sentence
a	3 groups of 4	
b	4 groups of 8	
c	9 groups of 9	
d	2 groups of 5	
e	6 groups of 7	

4 Calculate by doubling:

	Multiple	Double	Add	Answer
a	$2 \times 16$	$15 + 1 + 15 + 1$	$30 + 2$	
b	$2 \times 41$			
c	$2 \times 26$			
d	$2 \times 52$			
e	$2 \times 38$			

# Term 2 Lesson 16

## Assessment



# Term 2 Lesson 17

## Multiplication patterns

### CLASSWORK

Play the multiplication card game. Your teacher will explain the rules.

### HOMEWORK

1 Draw circles in an array to show the multiple:

	Multiple	Array		Multiple	Array
a	$4 \times 5$		b	$5 \times 4$	
c	$3 \times 6$		d	$6 \times 3$	

# Term 2 Lesson 18






## Patterns in multiplication tables

### CLASSWORK

Play the multiplication card game. Your teacher will explain the rules.

### HOMEWORK

Write the number sentences for each of the covered numbers:

	1	2	3	4	5	6	7	8	9
1	1	2	3	4	5	6	7	8	9
2	2	4	6	8	10	12	14	16	18
3	3	6		12	15	18	21	24	27
4	4	8	12	16		24	28	32	36
5	5	10	15	20	25	30	35		45
6	6	12	18	24	30	36	42	48	56
7	7	14	21	28	35		49	56	63
8	8	16	24	32	40	48	56	64	72
9	9		27	36	45	54	63	72	81

a  \_\_\_\_\_

b  \_\_\_\_\_

c  \_\_\_\_\_

d  \_\_\_\_\_

e  \_\_\_\_\_

# Term 2 Lesson 19

## Multiply by 10

### CLASSWORK

1 Complete the table:

		Repeated addition	Number sentence
a	5 groups of 2		
b	3 groups of 9		
c		$6 + 6 + 6 + 6 + 6 + 6$	
d	1 group of 10		
e	8 groups of 4	$4 + 4 + 4 + 4 + 4 + 4 + 4 + 4$	
f		$5 + 5 + 5 + 5$	
g		$10 + 10 + 10 + 10 + 10 + 10 + 10$	
h	5 groups of 7		

2 Solve the problems:

- a I have 3 R10 bank notes. How much money do I have altogether?

$$\underline{\hspace{2cm}} \times \underline{\hspace{2cm}} = R30$$

- b I have 7 R10 notes. How much money do I have altogether?

$$\underline{\hspace{2cm}} \times \underline{\hspace{2cm}} = R70$$

### HOMEWORK

Complete the table:

		Repeated addition	Number sentence
a	3 groups of 10	$10 + 10 + 10$	
b	4 groups of 7		$4 \times 7 = 28$
c		$6 + 6 + 6$	
d	10 groups of 4		
e		$5 + 5 + 5 + 5 + 5 + 5 + 5 + 5 + 5$	

# Term 2 Lesson 20

## Consolidation

1 Write the number sentences:

	Repeated addition	Number sentence
a	6 groups of 8	
b	4 groups of 2	
c	$5 + 5 + 5 + 5 + 5 + 5 + 5 + 5$	
d	2 groups of 7	
e	$3 + 3 + 3 + 3$	
f	$9 + 9 + 9$	
g	9 groups of 8	
h	10 groups of 6	
i	$4 + 4 + 4 + 4 + 4 + 4 + 4 + 4$	

	Repeated addition	Number sentence
j	$10 + 10 + 10 + 10 + 10$	
k	9 groups of 1	
l	8 groups of 2	
m	$7 + 7 + 7 + 7 + 7 + 7$	
n	$6 + 6 + 6 + 6 + 6 + 6 + 6$	
o	5 groups of 4	
p	7 groups of 9	

- 2 In pairs play 'SNAP' with the multiplication cards. Your teacher will explain the rules.

# Term 2 Lesson 21

## Assessment



# Term 2 Lesson 22

Multiply by 0 and find the missing number

## CLASSWORK

1 Use your multiplication table to find the missing numbers:

		Answer			Answer
a	$\square \times 3 = 18$		b	$5 \times \square = 35$	
c	$7 \times \square = 14$		d	$\square \times 6 = 18$	
e	$\square \times 9 = 36$		f	$4 \times \square = 32$	
g	$\square \times 4 = 20$		h	$3 \times \square = 27$	
i	$8 \times \square = 24$		j	$\square \times 6 = 42$	
k	$\square \times 5 = 15$		l	$\square \times 5 = 45$	
m	$2 \times \square = 18$		n	$8 \times \square = 64$	
o	$\square \times 7 = 28$		p	$2 \times \square = 12$	

2 Calculate:

a  $0 \times 5 =$  \_\_\_\_\_

b  $4 \times 10 =$  \_\_\_\_\_

c  $0 \times 3 =$  \_\_\_\_\_

d  $10 \times 6 =$  \_\_\_\_\_

e  $0 \times 10 =$  \_\_\_\_\_

f  $8 \times 10 =$  \_\_\_\_\_

#### HOMEWORK

Calculate:

a  $0 \times 6 =$  \_\_\_\_\_

b  $7 \times 10 =$  \_\_\_\_\_

c  $0 \times 2 =$  \_\_\_\_\_

d  $10 \times 5 =$  \_\_\_\_\_

e  $10 \times 0 =$  \_\_\_\_\_

f  $9 \times 10 =$  \_\_\_\_\_

# Term 2 Lesson 23

## More multiplication patterns

### CLASSWORK

Use your multiplication table to find the missing numbers:

		Answer			Answer
a	$\square \times 4 = 28$		b	$5 \times \square = 40$	
c	$2 \times \square = 18$		d	$\square \times 6 = 36$	
e	$\square \times 7 = 49$		f	$2 \times \square = 10$	
g	$\square \times 8 = 48$		h	$7 \times \square = 21$	
i	$9 \times \square = 45$		j	$\square \times 2 = 12$	
k	$\square \times 3 = 12$		l	$\square \times 6 = 54$	
m	$6 \times \square = 18$		n	$4 \times \square = 16$	
o	$\square \times 9 = 72$		p	$8 \times \square = 32$	

### HOMEWORK

I have 3 bunches of flowers.  
In each bunch there are 3 pink flowers and 4 white flowers.  
How many flowers do I have altogether?

Draw a diagram.

Write the number sentences.

Write the answer.

# Term 2 Lesson 24

## Assessment

# Term 2 Lesson 25

## Consolidation

1 Use your multiplication table to find the missing numbers:

		Answer			Answer
a	$\square \times 9 = 54$		b	$3 \times \square = 12$	
c	$\square \times 7 = 21$		d	$4 \times \square = 36$	

2 Draw an array diagram to show:

		Array
a	$6 \times 2$	
b	$2 \times 6$	

		Array
c	$7 \times 4$	
d	$4 \times 7$	

3 Solve the problem:

<p>I have 4 bags of shapes. In each bag there are 2 triangles and 5 rectangles. How many shapes do I have altogether?</p>	
<p>Draw a diagram</p>	
<p>Write the number sentences</p>	
<p>Write the answer</p>	



# Term 2 Lesson 26

## Time

### CLASSWORK

1 Write these times as digital times:

a Half past seven. \_\_\_\_\_

b Quarter past seven. \_\_\_\_\_

c Quarter to 4. \_\_\_\_\_

d Quarter past four. \_\_\_\_\_

e Half past 5. \_\_\_\_\_

2 Write these times as analogue times:


a 05:30 \_\_\_\_\_

b 02:00 \_\_\_\_\_

c 12:00 \_\_\_\_\_

d 07:00 \_\_\_\_\_

3 Show quarter past two on the clock:



\_\_\_\_\_

a Write the time below the clock.

b How many minutes is it before 3 o'clock? \_\_\_\_\_


c Where is the hour hand pointing? \_\_\_\_\_

d Where is the minute hand pointing? \_\_\_\_\_

### HOMEWORK

1 Show on the clock faces below:

a 10 o'clock



b 12 o'clock



c 5 o'clock



2 Write the times shown on these clocks:

a



\_\_\_\_\_

b



\_\_\_\_\_

c



















\_\_\_\_\_

# Term 2 Lesson 27

## Measuring Time

Clock faces for classwork activity.

_____ o'clock			
			
08:00	11:00	12:00	04:00
quarter past _____			
			
04:15	09:15	12:15	10:15
quarter to _____			
			
01:45	02:45	09:45	10:45
half past _____			
			
07:30	10:30	02:30	06:30

CLASSWORK

1 What is the time? Write the time in words.


a



b



c



\_\_\_\_\_


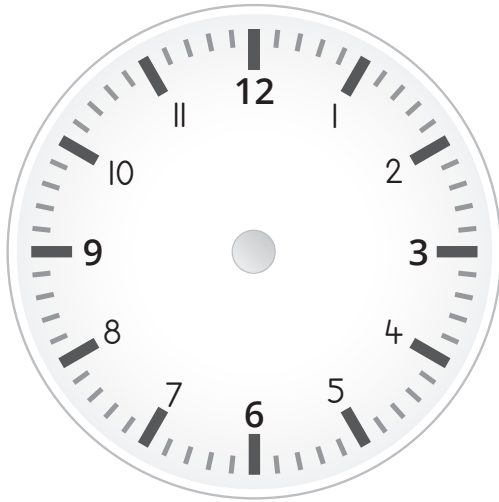
\_\_\_\_\_

\_\_\_\_\_

2 Show the times on the clock faces:


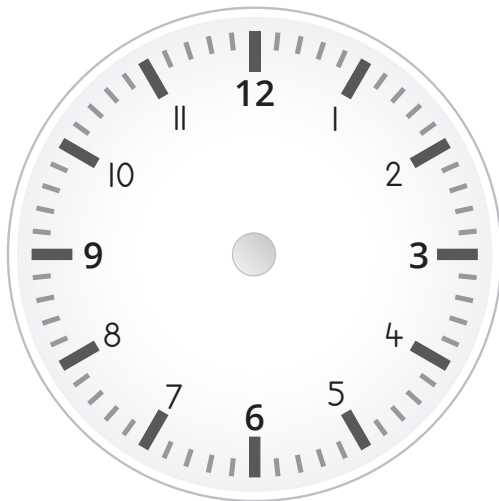
a Ten o'clock

b Quarter to twelve



c Nine minutes to one

d 17:35



HOMWORK

1 What is the time? Write the time in words.

a




b



2 Show the times on the clock faces:


a 9 minutes past 1

b Quarter to three



c Four minutes past five

d 15 minutes to 5



# Term 2 Lesson 28

## Time passed

### CLASSWORK

1 Write these times in digital time:

a Half past eight. \_\_\_\_\_

b Quarter to six. \_\_\_\_\_

c Quarter to 9. \_\_\_\_\_

d Quarter past 2. \_\_\_\_\_

e Half past four. \_\_\_\_\_

2 Write these times in analogue time

a 05:15 \_\_\_\_\_

b 02:45 \_\_\_\_\_

c 12:15 \_\_\_\_\_

d 07:30 \_\_\_\_\_

3 How many minutes in one hour? \_\_\_\_\_

4 How many hours in one day? \_\_\_\_\_

5 How many days in one week? \_\_\_\_\_

- 6 How many months in one year? \_\_\_\_\_
- 7 Diksha leaves home at 7:15 and arrives at school at 8:00. How long did it take Diksha to get to school?
- \_\_\_\_\_

#### HOMEWORK

- a How many minutes in 2 hours? \_\_\_\_\_
- b How many hours in 2 days? \_\_\_\_\_
- c How many days in 2 weeks? \_\_\_\_\_
- d How many months in 2 years? \_\_\_\_\_



# Term 2 Lesson 29

## Calendars

January							February							March						
Su	Mo	Tu	We	Th	Fr	Sa	Su	Mo	Tu	We	Th	Fr	Sa	Su	Mo	Tu	We	Th	Fr	Sa
			1	2	3	4							1							1
5	6	7	8	9	10	11	2	3	4	5	6	7	8	2	3	4	5	6	7	8
12	13	14	15	16	17	18	9	10	11	12	13	14	15	9	10	11	12	13	14	15
19	20	21	22	23	24	25	16	17	18	19	20	21	22	16	17	18	19	20	21	22
26	27	28	29	30	31		23	24	25	26	27	28		23	24	25	26	27	28	29
														30	31					
April							May							June						
Su	Mo	Tu	We	Th	Fr	Sa	Su	Mo	Tu	We	Th	Fr	Sa	Su	Mo	Tu	We	Th	Fr	Sa
		1	2	3	4	5					1	2	3	1	2	3	4	5	6	7
6	7	8	9	10	11	12	4	5	6	7	8	9	10	8	9	10	11	12	13	14
13	14	15	16	17	18	19	11	12	13	14	15	16	17	15	16	17	18	19	20	21
20	21	22	23	24	25	26	18	19	20	21	22	23	24	22	23	24	25	26	27	28
27	28	29	30				25	26	27	28	29	30	31	29	30					
July							August							September						
Su	Mo	Tu	We	Th	Fr	Sa	Su	Mo	Tu	We	Th	Fr	Sa	Su	Mo	Tu	We	Th	Fr	Sa
		1	2	3	4	5						1	2	1	2	3	4	5	6	6
6	7	8	9	10	11	12	3	4	5	6	7	8	9	7	8	9	10	11	12	13
13	14	15	16	17	18	19	10	11	12	13	14	15	16	14	15	16	17	18	19	20
20	21	22	23	24	25	26	17	18	19	20	21	22	23	21	22	23	24	25	26	27
27	28	29	30	31			24	25	26	27	28	29	29	28	29	30				
							31													
October							November							December						
Su	Mo	Tu	We	Th	Fr	Sa	Su	Mo	Tu	We	Th	Fr	Sa	Su	Mo	Tu	We	Th	Fr	Sa
			1	2	3	4							1	1	2	3	4	5	6	6
5	6	7	8	9	10	11	2	3	4	5	6	7	8	7	8	9	10	11	12	13
12	13	14	15	16	17	18	9	10	11	12	13	14	15	14	15	16	17	18	19	20
19	20	21	22	23	24	25	16	17	18	19	20	21	22	21	22	23	24	25	26	27
26	27	28	29	30	31		23	24	25	26	27	28	29	28	29	30	31			
							30	31												

## CLASSWORK

- 1 Colour the South African public and religious holidays on a 2020 calendar.

South African public holidays calendar	
New Year's Day	Tuesday 1 January
Human Rights Day	Thursday 21 March
Good Friday	Friday 19 April
Family Day	Monday 22 April
Freedom Day	Saturday 27 April
Workers' Day	Wednesday 1 May
Youth Day	Sunday 16 June
Women's Day	Friday 9 August
Heritage Day	Tuesday 24 September
Day of Reconciliation	Monday 16 December
Christmas Day	Wednesday 25 December
Day of Goodwill	Thursday 26 December

- 2 Colour the block of your favourite month in yellow.  
3 How long is it between New Year's Day and Freedom Day?

---

- 4 How long is it between Youth Day and Heritage Day?

---

HOMEWORK

- 1 Colour your family members' birthdays on the calendar you used for your classwork.
- 2 How many months of the year have no family birthdays? Name them.


- 
- 3 How long is it between your birthday and another person in your family's birthday?
-

# Term 2 Lesson 30


## Consolidation

1 What is the time?


a




b



c



d



2 Write as on a digital clock.

a Quarter past two. \_\_\_\_\_

b Quarter to nine. \_\_\_\_\_

c Half past nine. \_\_\_\_\_

d Seven o'clock. \_\_\_\_\_

- 3 I left my home at seven this morning and arrived back from school at three o' clock. For how many hours did I leave my home?

\_\_\_\_\_

- 4 Look at the calendar for this month.

a What month is it? \_\_\_\_\_

b How many Thursdays are there in this month? \_\_\_\_\_

c What is the date one week before the sixteenth of this month?

\_\_\_\_\_

d On what day is the last day of this month? \_\_\_\_\_

e What will the date be one week after the twenty eighth of this month?

\_\_\_\_\_

# Term 2 Lesson 31

## Assessment

# Term 2 Lesson 32

## Circles

### CLASSWORK

- 1 Draw 3 different sized circles in the table below.

Small circle	Bigger circle	Biggest circle

- 2 Draw circles in different positions in the table below.

Circle at the top	Circle in the middle	Circle at the bottom

3 Use 6 circles to create a picture.

#### HOMEWORK

Find and draw 3 objects that are circular in your home.



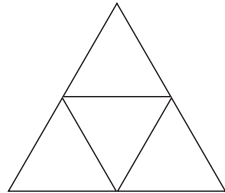
# Term 2 Lesson 33

## Triangles

### CLASSWORK

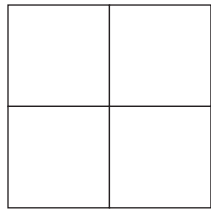
- 1 Use 2 square pieces of paper. Fold each one twice to make a square and a triangle.
- 2 Stick them in your maths book and label them.
- 3 Work in pairs. How many shapes do you see? Count very carefully.

a



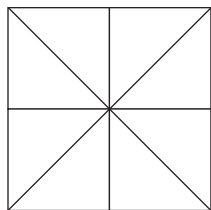
There are \_\_\_\_\_ triangles.

b



There are \_\_\_\_\_ squares.

c



There are \_\_\_\_\_ squares, \_\_\_\_\_ triangles and \_\_\_\_\_ rectangles.

2 Draw five triangles. They must all look different.


3 Find and cut triangles of different sizes from a magazine or newspaper. Stick them into your book, in different positions.

a How many sides does each triangle have? \_\_\_\_\_

b Are the sides straight or round? \_\_\_\_\_

### HOMEWORK

How many triangles are there in this picture? \_\_\_\_\_



# Term 2 Lesson 34

## Squares

### CLASSWORK

1 Draw a square. Draw three more, but all should look different.

2 Draw a picture that is made up of 8 different sized squares.

3 Draw three squares:

a A square with 4 cm sides.

b A square with 7 cm sides.

- c A square with 10 cm sides.




#### HOMEWORK

Find and draw 3 objects that are square in your home.

# Term 2 Lesson 35

## Consolidation

1 Complete the table:

	Object	Drawing of shape	Name of shape
a			
b			
c			

2 Draw a car using triangles, circles and squares.

# Term 2 Lesson 36

## Rectangles

### CLASSWORK

Draw the following:

- 1 A rectangle 5 cm wide and 7 cm long in the middle of your page.
- 2 Draw a triangle on the left of the rectangle.
- 3 Draw a 4 cm square on the right of the rectangle.
- 4 Draw circle below the rectangle.

HOMEWORK

Draw a picture of a person using rectangles, squares, circles and triangles.



# Term 2 Lesson 37

## Assessment


# Term 2 Lesson 38

## Sort and Compare 2-D shapes

### CLASSWORK

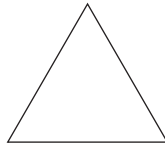
1 Say if the following shapes have round or straight sides:

a



\_\_\_\_\_

b



\_\_\_\_\_

c




\_\_\_\_\_

2 Draw three shapes in each block below:

Shapes with straight sides	Shapes with round sides	Shapes with straight and round sides

HOMEWORK

Draw a picture of a house. Use circles, squares, rectangles and triangles.





7 Find and cut out squares of different sizes from a magazine. Stick them in your book, all in different positions.

a How many sides does each one have? \_\_\_\_\_

b Are they straight or round? \_\_\_\_\_




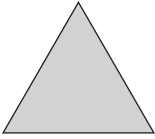
#### HOMEWORK

Draw a picture of a tree. You may use shapes with straight sides and round sides.

# Term 2 Lesson 40

## Consolidation

Complete the following table:

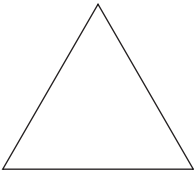
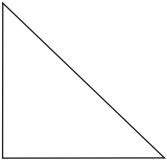
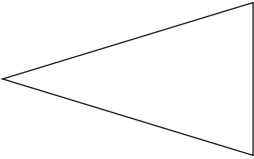
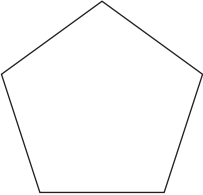

Shape	Different size	Different Position	Different colour
			
			
			
			

# Term 2 Lesson 41

## Symmetry Part 1

### CLASSWORK

Complete the table:

Shape	Lines of symmetry	
	We predict	We found
		
		
		
		
		

## HOMEWORK

- 1 Draw a square.
- 2 Draw a design inside the square so that the square is still symmetrical.




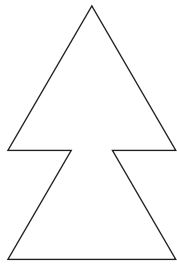
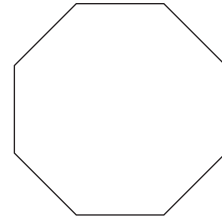
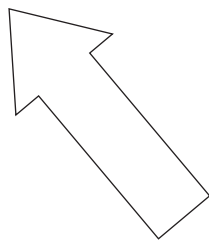




# Term 2 Lesson 42

## Symmetry Part 2

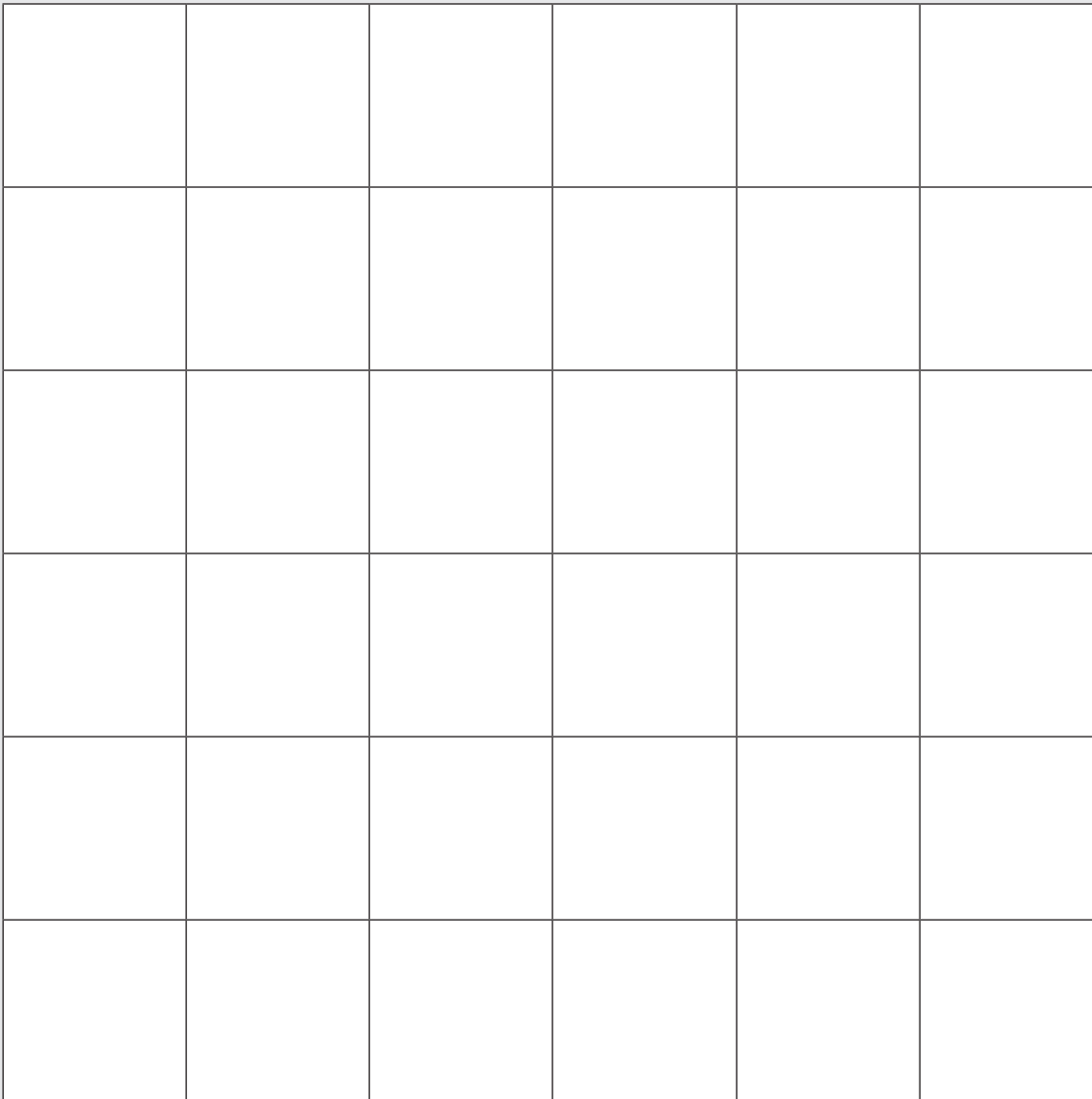
### CLASSWORK

Draw the lines of symmetry into the following shapes:

**a****b****c****d****e****f****g****h****i**

HOMEWORK

1 Draw a symmetrical pattern in this grid.



2 How many lines of symmetry in your pattern? \_\_\_\_\_

# Term 2 Lesson 43

## Assessment

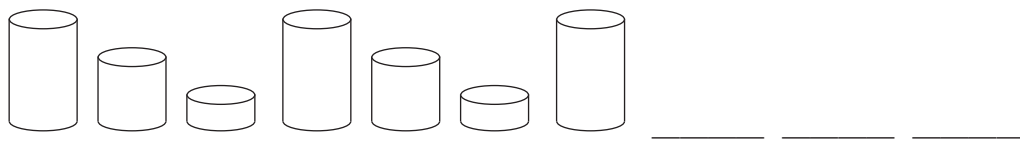
# Term 2 Lesson 44

## Geometric patterns

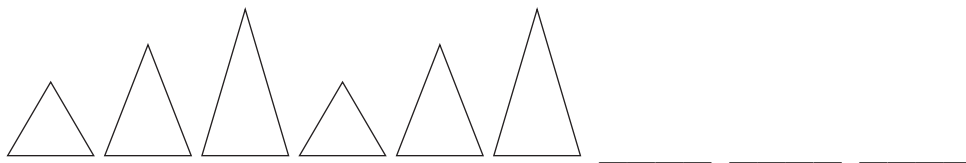
### CLASSWORK

Copy and extend these patterns.

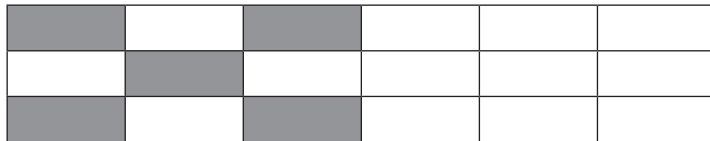
1



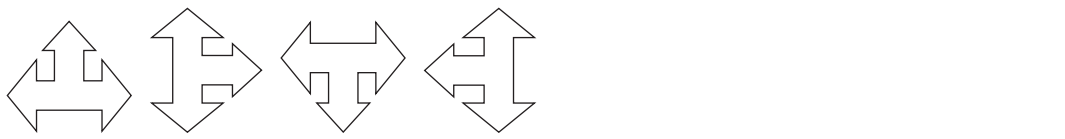
2



3



4




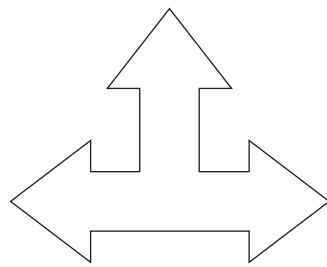
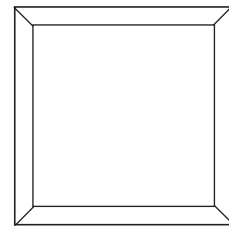
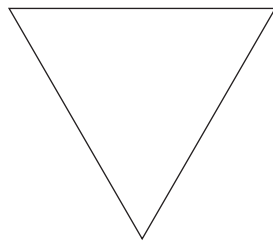
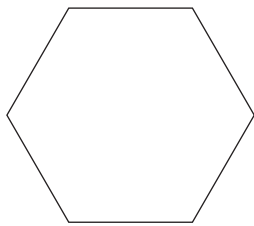
### HOMEWORK

- 1 Find 3 different objects (2 of each) in your kitchen, like glasses, plates and bowls.
- 2 Use your objects to make a pattern.
- 3 Draw and extend your pattern in your book.

# Term 2 Lesson 4.5

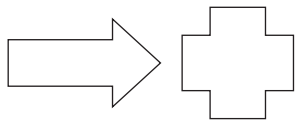
## Consolidation

1 Draw in lines of symmetry in the following shapes:



2 Copy and extend the following geometric patterns.

a



b



# Term 2 Lesson 4b

## Geometric patterns around us

### CLASSWORK

1 Draw the pattern that your group made with the cups.

2 Describe the pattern.

---

3 Draw the pattern that your group made with the spoons.

4 Describe your pattern.

---

5 Design your own pattern, using triangles.

6 Describe the pattern.

---

#### HOMEWORK

Design a colourful and beautiful pattern.

- a You may use any shapes and colours.
- b Remember to extend the pattern you started with.
- c You may use more than one pattern in your design.







HOMEWORK

1 Draw a geometric pattern and describe it.

a Use rectangles.



b Use triangles and circles.

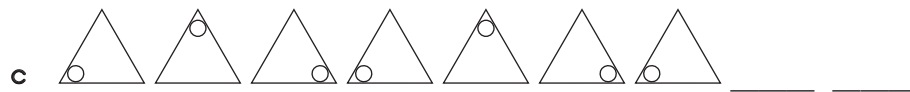
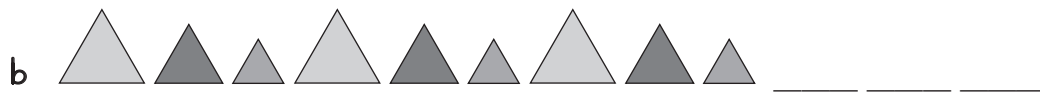
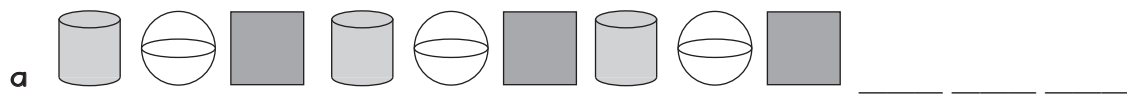


# Term 2 Lesson 48

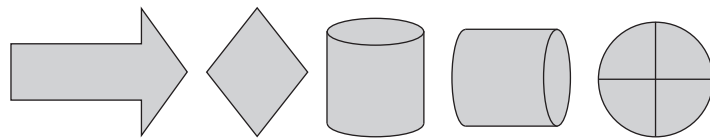
## Exploring geometric patterns

### CLASSWORK

1 Extend the patterns:



2 Use any of these shapes to make two different patterns. Describe your patterns.



You don't have to use all the shapes in your two patterns.

Pattern 1:

Pattern 2:

## HOMEWORK

1 Design and draw your own pattern using circles, squares and triangles.

2 Describe the pattern.

---

# Term 2 Lesson 49

## Assessment

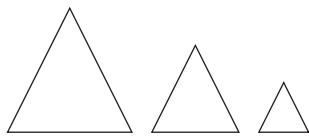
# Term 2 Lesson 50

## Consolidation

- 1 Extend the following pattern:



- 2 Describe this pattern.



- 3 Create a pattern using circles that increase in size

- 4 Create a pattern with 3 squares. The squares should decrease in size.

## Multiplication table (lesson 1 and other)

	1	2	3	4	5	6	7	8	9	10
1	1	2	3	4	5	6	7	8	9	10
2	2	4	6	8	10	12	14	16	18	20
3	3	6	9	12	15	18	21	24	27	30
4	4	8	12	16	20	24	28	32	36	40
5	5	10	15	20	25	30	35	40	45	50
6	6	12	18	24	30	36	42	48	54	60
7	7	14	21	28	35	42	49	56	63	70
8	8	16	24	32	40	48	56	64	72	80
9	9	18	27	36	45	54	63	72	81	90
10	10	20	30	40	50	60	70	80	90	100

Multiplication cards (lesson 1 and other)

$1 \times 1$	$2 \times 1$	$3 \times 1$
$1 \times 2$	$2 \times 2$	$3 \times 2$
$1 \times 3$	$2 \times 3$	$3 \times 3$
$1 \times 4$	$2 \times 4$	$3 \times 4$
$1 \times 5$	$2 \times 5$	$3 \times 5$
$1 \times 6$	$2 \times 6$	$3 \times 6$
$1 \times 7$	$2 \times 7$	$3 \times 7$
$1 \times 8$	$2 \times 8$	$3 \times 8$
$1 \times 9$	$2 \times 9$	$3 \times 9$



Multiplication cards (lesson 1 and other)

$4 \times 1$	$5 \times 1$	$6 \times 1$
$4 \times 2$	$5 \times 2$	$6 \times 2$
$4 \times 3$	$5 \times 3$	$6 \times 3$
$4 \times 4$	$5 \times 4$	$6 \times 4$
$4 \times 5$	$5 \times 5$	$6 \times 5$
$4 \times 6$	$5 \times 6$	$6 \times 6$
$4 \times 7$	$5 \times 7$	$6 \times 7$
$4 \times 8$	$5 \times 8$	$6 \times 8$
$4 \times 9$	$5 \times 9$	$6 \times 9$

Multiplication cards (lesson 1 and other)

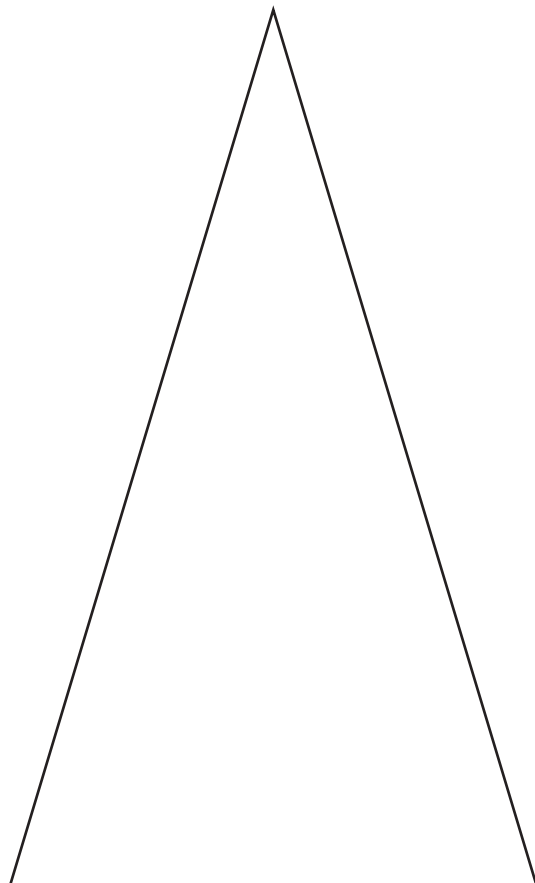



$7 \times 1$	$8 \times 1$	$9 \times 1$
$7 \times 2$	$8 \times 2$	$9 \times 2$
$7 \times 3$	$8 \times 3$	$9 \times 3$
$7 \times 4$	$8 \times 4$	$9 \times 4$
$7 \times 5$	$8 \times 5$	$9 \times 5$
$7 \times 6$	$8 \times 6$	$9 \times 6$
$7 \times 7$	$8 \times 7$	$9 \times 7$
$7 \times 8$	$8 \times 8$	$9 \times 8$
$7 \times 9$	$8 \times 9$	$9 \times 9$

## Array diagram (lesson 2 and other)

Array diagram for multiplication table										
	1	2	3	4	5	6	7	8	9	10
1	●	●	●	●	●	●	●	●	●	●
2	●	●	●	●	●	●	●	●	●	●
3	●	●	●	●	●	●	●	●	●	●
4	●	●	●	●	●	●	●	●	●	●
5	●	●	●	●	●	●	●	●	●	●
6	●	●	●	●	●	●	●	●	●	●
7	●	●	●	●	●	●	●	●	●	●
8	●	●	●	●	●	●	●	●	●	●
9	●	●	●	●	●	●	●	●	●	●
10	●	●	●	●	●	●	●	●	●	●



## Shape cut outs (I) (lesson 38)





Shape cut outs (2) (lesson 39, 44, 47)

